



TURLOCK POLICE DEPARTMENT

**MONTHLY REPORT
JANUARY
STAFF UPDATE**



PRESENTED TO COUNCIL: FEBRUARY 27, 2018

TPD Tip Line • 668-5550 ext. 6780 • TPDtipline@turlock.ca.us

DEPARTMENT STATISTICS:

Current information as of 2/21/18

TOP 3 CALLS FOR SERVICE			RESPONSE TIMES					
<u>Jan. 2017:</u>	<u>Jan. 2018:</u>	<u>% Chg:</u>	January				% Chg in YTD	
			2017:		2018:		Calls Rec'd:	Response Time:
Suspicious Person (159)	Suspicious Person (169)	+6%	Priority 1	79 06:53	61 06:15	-23%	-9%	
Disturbance—Other (126)	Disturbance—Verbal (129)	N/A	Priority 2	204 11:16	226 11:52	+11%	+5%	
Security Check (109)	Security Check (114)	+5%	Priority 3	1,461 38:17	1,532 35:16	+5%	-8%	
			Priority 4	254 55:45	250 53:09	-2%	-5%	

ARRESTS		
<u>Jan. 2017:</u> 393	<u>Jan. 2018:</u> 327	<u>% Chg:</u> -17%


BURGLARIES BY TYPE			
	<u>Jan. 2017:</u>	<u>Jan. 2018:</u>	<u>% Chg:</u>
Auto Burg.	28	47	+68%
Residential Burg.	27	16	-41%
Comm. Burg.	22	12	-46%
Burg.-Other	8	3	-63%

TOP 3 CALLS FOR SERVICE FOR PATROL BY VOTING DISTRICT			
District 1:	District 2:	District 3:	District 4:
1. Suspicious Person (51)	1. 911 Hang-Up (54)	1. Suspicious Person (35)	1. Suspicious Person (33)
2. Disturbance—Verbal (42)	2. Citation Sign Off (50)	2. Security Check (21)	2. Larceny (22)
3. Security Check (40)	3. Disturbance—Other (46)	3. Investigation/Code 6 (20)	3. Disturbance—Verbal (21)

SERVICE DEMANDS:

Current information as of 2/21/18

CALLS FOR SERVICE						
<u>Jan. 2017:</u>	<u>Jan. 2018:</u>	<u>% Chg:</u>				
3,699	3,822	+3%				
SELF INITIATED CALLS						
<u>Jan. 2017:</u>	<u>Jan. 2018:</u>	<u>% Chg:</u>				
4,844	5,515	+14%				
REPORTS TAKEN						
<u>Jan. 2017:</u>	<u>Jan. 2018:</u>	<u>% Chg:</u>				
968	941	-3%				
CITATIONS ISSUED						
Patrol Jan. 2017	Traffic Only Jan. 2017	Dept. Total Jan. 2017:	Patrol Jan. 2018:	Traffic Only Jan. 2018:	Dept. Total Jan. 2018:	% Chg:
223	216	439	144	132	246	-44%



SPECIAL EFFORTS:

1. Coffee with the Chief—On January 13, 2018, Chief Amirfar hosted a Coffee with the Chief event at the police department. This event was open to all citizens and was an open forum to discuss any questions or issues presented to the Chief.
2. Traffic Safety Officers worked a community event with Safe Kids Coalition at Walmart by helping install donated car seats correctly for families.

PROACTIVE PATROL EFFORTS:

1. Downtown Overtime Extra Patrol Shifts—During the month of January, officers were asked to sign-up to work non-mandatable overtime shifts to provide extra patrols specifically to downtown and parks to address City Ordinance issues, illegal nuisance behaviors, and other criminal violations. A total of 2 extra shifts were worked by officers.
2. Daily, the Traffic Safety Unit (TSU) patrols school areas during morning and afternoon traffic for extra traffic enforcement to ensure the safety of students.
3. The TSU provided training for every patrol shift about street racing, street racing vehicles, and how to inspect and enforce specific laws that apply.
4. The newly assembled Special investigations Unit (SIU) began regular probation searches throughout the city. During the month of January, 21 searches were completed and 15 arrests were made.
5. The TSU worked an overtime detail focused on street racing in Turlock on January 20, 2018. As a result, 18 citations were issued to illegal street racers and 5 were sent to the state referee for inspection. Later that evening, TSU officers combined efforts with CHP in Modesto focusing again on illegal street racers who had planned an event. As a result of police presence, the racers dispersed and left the area.

ANIMAL SERVICES & PET OF THE MONTH:

1. Animal Services visited 200 individual residences for proactive license enforcement.
2. In an effort to save more of the animals at the shelter, on January 26, 2018, Animal Services sent 13 dogs to a dog rescue in Oregon.
3. Pet of the Month: #1-44 Terrier mix named Cupid, 3 months old. See Animal Services Facebook page for more information.

SOCIAL MEDIA EFFORTS:

1. Turlock Police Department posts the 24 Hour Daily Supervisory Patrol Logs on our website and on social media to inform the public of daily patrol activities.
2. Public education through our social media pages is helping the Department communicate information to the public on a variety of topics including but not limited to:
 - Weekly traffic safety posts from the Traffic Safety Unit
 - Press Releases
 - Police Department and other City Recruitments
 - Coffee with the Chief events
 - Wanted Suspects / Crime Stoppers
3. Department social media pages statistics:
 - Facebook likes: 10,383 (+173)
 - Twitter followers: 5,738 (+79)
 - Instagram followers: 1,807 (+318)
 - Nextdoor: 5,336 members (+81), 16% of claimed households
 - YouTube: 30 subscribers

CRIME PREVENTION EFFORTS:

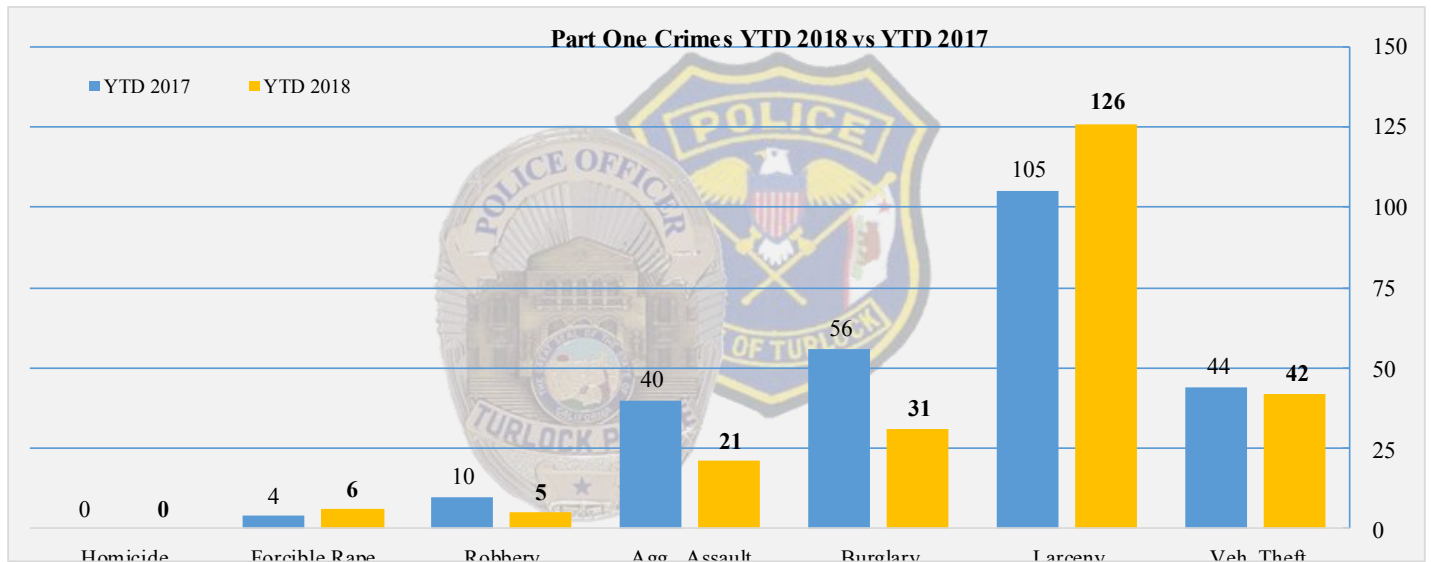
1. VIPS assisted the Post Office with placing stickers onto community mailboxes of how to report theft or damage, this was a response to mailbox damages and mail thefts being on the rise. The Post Office hasn't had enough staff to complete this task.

PART ONE CRIMES:

Current information as of 2/21/18

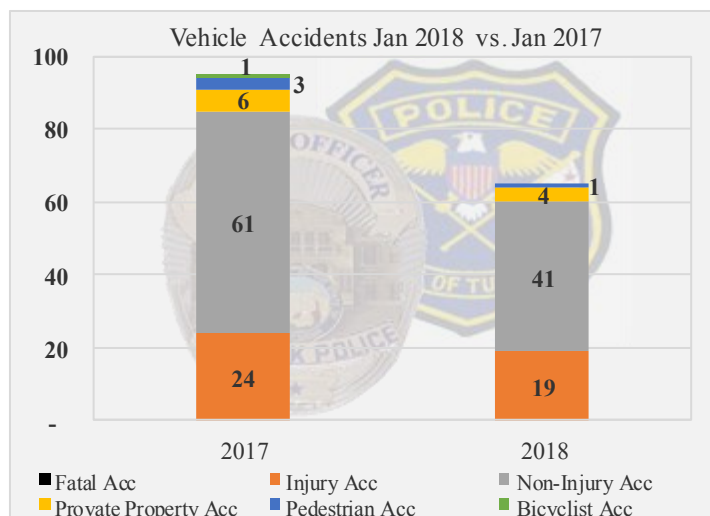
2018	JAN	2018 YTD Crime Rate	YTD 2017	YTD 2018	YTD % Diff. '18 vs '17
Homicide	0	0.00	0	0	0
Forcible Rape	6	0.08	4	6	+50%
Robbery	5	0.07	10	5	-50%
Agg. Assault	21	0.29	40	21	-48%
Burglary	31	0.43	56	31	-45%
Larceny	126	1.73	105	126	+20%
Veh. Theft	42	0.58	44	42	-5%
TOTAL	231	3.17	259	231	-11%

UCR 5 YEAR AVERAGE				
2018	JAN	YTD 2018	5 YR AVG. (for Jan.)	% Diff. '18 vs 5 Yr Avg
Homicide	0	0	0	0%
Forcible Rape	6	6	2	+200%
Robbery	5	5	7.6	-34%
Agg. Assault	21	21	27	-22%
Burglary	31	31	53.4	-42%
Larceny	126	126	139	-9%
Veh. Theft	42	42	57.4	-27%
TOTAL	231	231	286	-19%



TRAFFIC ACCIDENTS:

	Population	Staff Level	Officers per Capita	Pedestrian Accidents	Bicyclist Accidents	Fatal Accidents	Injury Accidents	Non-Injury Accidents	Private Prop. Accidents	TOTAL ACC
Jan. 2017	72,796	78	1.07	3	1	0	24	61	6	91
Jan. 2018	72,796	78	1.07	1	0	0	19	41	4	64
% Chg.	-	-	-	-67%	-100%	-	-21%	-33%	-33%	-30%



PRIMARY TRAFFIC COLLISION FACTORS

Jan. 2018:

- Unsafe Lane Change (12)
- Speed (9)
- Red Light Violation (5)
- Failure to Yield at Stop Sign (5)
- Failure to Yield (3)